

Modern Aluminum COLLECTION



Crisp lines and sleek design formed from durable corrosion-resistant aluminum and light-filtering glass.

The Genuine. The Original.





Cover image: Model 521, Clear anodized finish, Satin glass
Image above: Model 521, custom powder coat finish, Satin glass

Modern Aluminum Collection doors present contemporary elegance with sleek lines while delivering maximum light infiltration into the garage space.



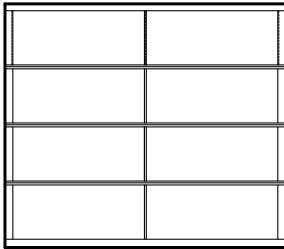
Model 511, Clear anodized finish, Double Strength glass

Modern Aluminum Collection

Door Designs

Select your door panel style and glass

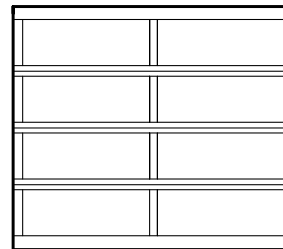
1 Choose a frame option:



Model 511*

Standard frame

- Narrow rails and stiles
- An array of frame finishes and special custom options
- Door sizes up to 16' 2" wide by 16' 1" high



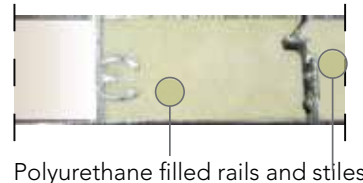
Model 521*

Heavy-duty frame

- Wide, heavy-duty rails and stiles
- An array of frame finishes and special custom options
- Door sizes up to 26' 2" wide by 20' 1" high
- Joint seal between sections for additional weather-resistance
- Wind load and impact rated door
- Optional polyurethane insulation for stiles and rails up to 18'2" wide

R-values[†] of complete Model 521 with insulated rails and stiles

1/2" insulated glazing unit	Door R-value (K m ² /W)
DSB- clear, tempered, obscure	2.87
Clear polycarbonate	2.93
DSB - Solar Bronze	3.17
DSB - Low E coating	3.43
SolarBan 70XL argon filled	4.09
Multi-wall polycarbonate	Door R-value (K m ² /W)
1/4" thick unit	2.75
3/8" thick unit	3.21
5/8" thick unit	3.48
Insulated panels	Door R-value (K m ² /W)
3/8" EPS solid panels	2.60



* Section height varies dependent on door height.

[†] R-value: Overhead Door Corporation uses a calculated door section R-value for our insulated doors.

2 Choose a glass type:

Double Strength (DSB) glass comes standard. In addition we offer an array of choices to complement your home.

Specialty Glass

- Laminated White – privacy
- Low E Glass** – thermal efficiency
- Tempered Glass – enhanced safety
- Tinted Glass** – color options: Green, Grey, Bronze



Double Strength (DSB)**



Obscure **



Satin** (Frosted)

Glass alternatives

- Clear Lexan® Polycarbonate** – shatter resistant
- Multi Wall Polycarbonate – superior strength with UV protection; color options: Clear, White, Bronze
- Plexiglas® Acrylic** – shatter resistant
- Impact Clear and Frosted Polycarbonate - 0.250" minimum



Impact Frosted Polycarbonate

** Insulated options available.

Modern Aluminum Collection

Decorative Accents

Customize your door with color

3

Choose a color:

Anodized finishes

Clear anodized or white painted finish comes standard. Light, Medium and Dark Bronze anodized finishes are also available. To add further distinction, solid aluminum panels are available.



Clear
(Standard)



Light Bronze



Medium Bronze



Dark Bronze

Powder coat finishes

Select from 188 powder coat color options to best match your home.



Actual color may vary slightly from brochure due to fluctuations in printing process. Color samples are available by request through your local Overhead Door Distributor.

4

Choose your opener:




Be sure to ask about our complete line of Overhead Door® garage door openers. Powerful, quiet and durable, Overhead Door's garage door openers are designed for performance, safety and convenience. Your Overhead Door Distributor will help you choose the opener that best suits your door and preferences.



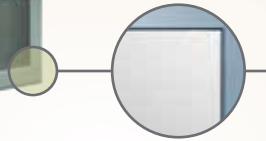
The Modern Aluminum Collection

combines glass and aluminum for unparalleled visual appeal, strength and light infiltration. It's a unique solution for your extraordinary home.

Built better from the inside out



Between section seals
Offer additional weather-resistance



Commercial-grade aluminum frame
Low-maintenance and corrosion resistant.

Model 521 Heavy-duty frame

Design flexibility

Available in a variety of vertical rail widths and horizontal stile widths to complement the style of your home.

Finished hardware

Hinges and fixtures are galvanized to maintain a contemporary look.

Integrated stiffening struts*

Strong, light-weight struts are included in the design of the rail assembly to enhance durability.

* Offered on non-wind loaded doors only. Size restrictions may apply. See your Overhead Door Distributor for details.

Wind load-rated doors. Model 521 can be built to meet local building codes and provide your home with protection from a variety of wind conditions, such as hurricane force winds. Overhead Door now has Florida Building Code Static and Impact approvals on our best-selling Modern Aluminum Model 521 featuring unobstructed views with no reinforcement struts running across the sections. Tough polycarbonate glazing is also available in clear for commercial needs or frosted for residential applications.



Transform Your Home with the DoorView® visualization tool.

Go to overheaddoor.com to try our on-line interactive software tool that lets you visualize what your home would look like with a garage door from Overhead Door. Contact your local Overhead Door Distributor for more information and to receive a quote.



Limited Warranty.

Modern Aluminum garage doors are backed by a one-year limited warranty.*
* Warranties vary by model and are available upon request. See full text of warranty for details.

The Genuine. The Original.

Since 1921, Overhead Door Corporation has not only raised the standards of excellence for the industry—we've created them. Overhead Door created the first upward-acting door in 1921 and the first electric garage door opener in 1926.

Today, our network of over 400 Overhead Door Distributors are still leading the way with innovative solutions and unmatched installation, service and support. So look for the Red Ribbon. It's your guarantee that you're getting the genuine, the original Overhead Door.

SOLD AND DISTRIBUTED BY:



The Genuine. The Original.



2501 S. State Hwy. 121 Bus., Suite 200, Lewisville, TX 75067
1-800-929-DOOR • sales@overheaddoor.com
www.OverheadDoor.com